SHEET: COW-A1 (05/2005)



1 PROFILE
SCALE AS SHOWN

GENERAL NOTES:

A. BASELINE MEASURED DOWN CENTERLINE OF WATERMAIN.
B. EARTH TECH FIELD BOOK No. 4401
C. LOCATION OF UNDERGROUND STRUCTURES AS SHOWN ARE BASED ON THE BEST INFORMATION AVAILABLE, BUT NO GUARANTEE IS GIVEN THAT ALL EXISTING UTILITIES ARE SHOWN OR THAT THE GIVEN LOCATIONS ARE EXACT. CONFIRMATION OF EXISTENCE AND EXACT LOCATION OF ALL SERVICES MUST BE OBTAINED FROM THE INDIVIDUAL UTILITIES BEFORE PROCEEDING WITH CONSTRUCTION.
D. JOINT RESTRAINT SYSTEM:
JOINT RESTRAINT SYSTEMS TO CW 2110 AND AS SPECIFIED HEREIN. JOINT RESTRAINT SYSTEMS TO BE RATED FOR PRESSURE EQUAL TO OR GREATER THAN THE RATED PRESSURE OF THE PIPE. RATINGS MUST INCLUDE A MINIMUM SAFETY FACTOR OF 2 TO 1. FASTENERS AND RESTRAINING RODS TO BE 316 STAINLESS STEEL. COATING: FUSION BONDED EPOXY OR APPROVED EQUAL.
ACCEPTABLE PRODUCTS:
EBAA IRON
ROMAC INDUSTRIES
FORD/UNI-FLANGE

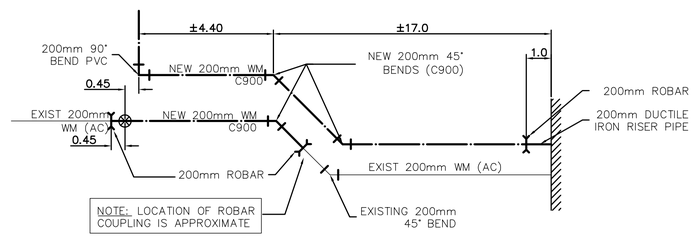

2 DETAIL
SCALE NTS

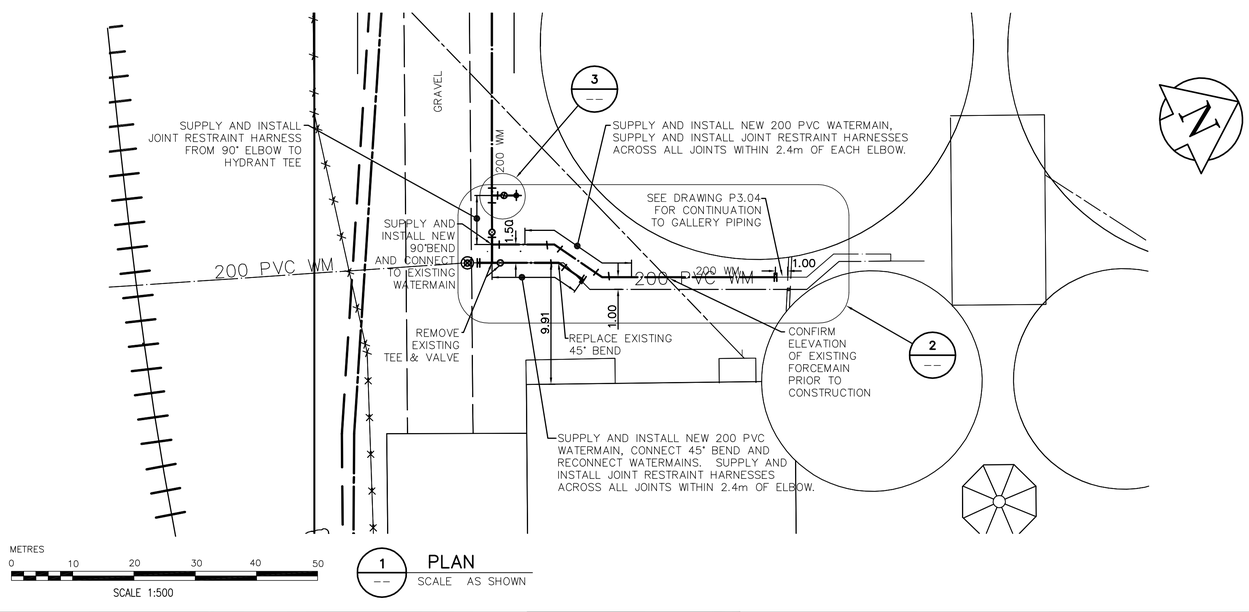

METRES
0 10 20 30 40 50
SCALE 1:500

1 PLAN
SCALE AS SHOWN

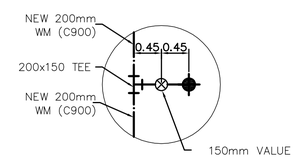

3 NEW FIRE HYDRANT DETAIL
SCALE NTS

AECOM

As of January 3, 2009, EarthTech became AECOM Canada Ltd.

AECOM AS-CONSTRUCTED
SIG..... DATE.....

150 mm W.M.	WATERMAIN	150 mm W.M.		HYDRO			LIGHT STANDARD	
	HYDRANT			M.T.S./F.O.C.			BOLLARD	B
	VALVE			CONCRETE			FIRE EXTINGUISHER	FE
300mm L.D.S.	LAND DRAINAGE SEWER	300mm L.D.S.		ASPHALT			CURB STOP	
250mm W.W.S.	WASTEWATER SEWER	250mm W.W.S.		PROPERTY LINE			TREATED CENTRATE	
	MANHOLE		TH	TEST HOLES			℄ RAILWAY TRACK	
	CATCH BASIN		232.750	ELEVATION	32.750		DITCH	
	CURB INLET		500#	TREE			RAS	
	JUNCTIONS			ANODE			WAS	
	CULVERT			CONCRETE SIDEWALK			FW	
	GAS			FENCE			CENTRATE	
EXISTING	LEGEND – PLAN	PROPOSED	EXISTING	LEGEND – PLAN	PROPOSED	EXISTING	LEGEND – PLAN	PROPOSED

APEGM
Certificate of Authorization
AECOM Canada Ltd.
Original dated on:
No. 4671 Date: 2007\11\01

B.M. 13-027 W. side Main St. on the grounds of the North End Treatment Plant, Tblt. on top of Conc. pit in front of main bldg. 22.3m E. of line of most Ely. wall & 32.8m S. of most Nly. wall of main bldg. (ties to tblt.) ELEV.= 231.261m
ELEV.

NO.	REVISIONS	DATE	BY
01	AS-CONSTRUCTED DRAWING	09/04/06	DEP
00	ISSUED FOR CNN 10	07/11/01	DKA

EarthTech
A Tyco International Ltd. Company

DESIGNED BY	GSK	CHECKED BY	KWF
DRAWN BY	FC	APPROVED BY	JEH
SCALE:	HOR: 1:250 VERT: 1:50	RELEASED FOR CONSTRUCTION BY:	C. CARROLL
DATE	2007/11/01	DATE	2007/09/25

ENGINEER'S SEAL
ORIGINAL SIGNED BY
K.W.FITCHETT
2007/11/01

CONSULTANT DRAWING NO.
C3.03

Winnipeg
THE CITY OF WINNIPEG
WATER AND WASTE DEPARTMENT
ENGINEERING DIVISION

NEWPCC CENTRATE NUTRIENT TREATMENT
NITROGEN REMOVAL FACILITY

CITY FILE NUMBER
SHEET OF

CIVIL
WATERMAINS – PLAN AND PROFILE
SHEET 3

CITY DRAWING NUMBER
1-0101C-C0005-003-01

L:\WORK\66000\66303CEN\02A-CAD\ALL\SUBMISSION\RECORD\NITROGEN\AS-CONSTRUCTED DWG\CIVIL\1-0101C-C0005-003-01D.DWG